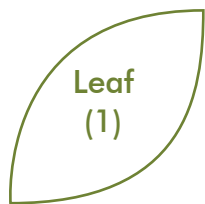
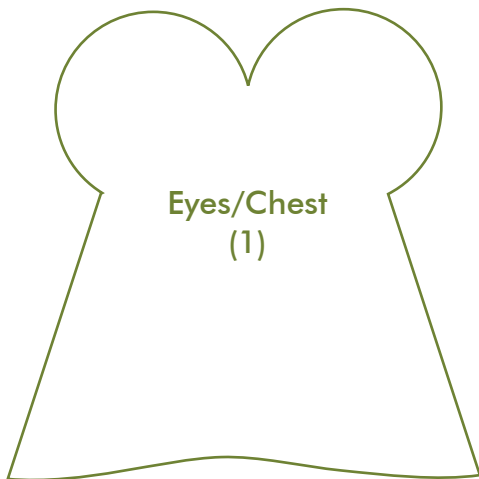
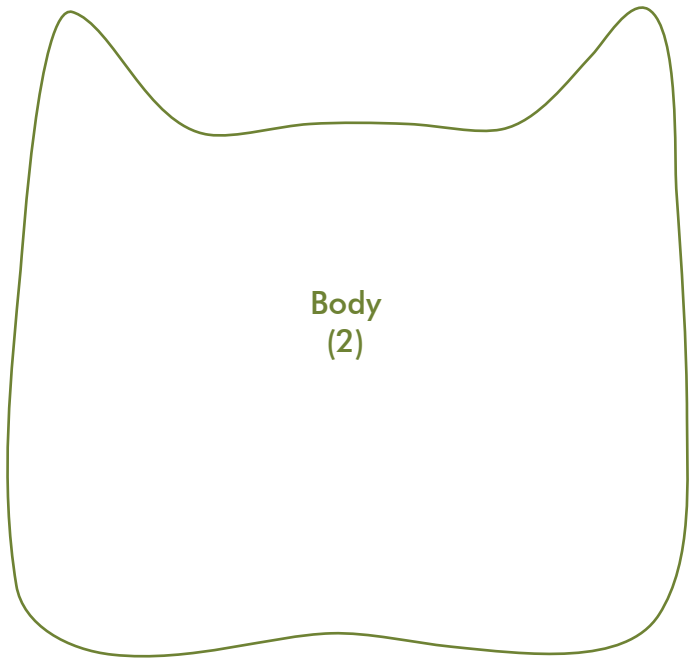


Diversionary

Christmas Owl Ornament

diversionmary.blogspot.com



You will need: Felt • Embroidery
Floss • Embroidery • Needle • Red
Button • Ribbon



Stitch eyes/chest piece to one of the body pieces. Stitch feathers. Eyes and beak are satin stitched embroidery. Attach red button. Stitch front and back body pieces together and attach a small piece of ribbon for hanging. Ornament can be stuffed if you wish!